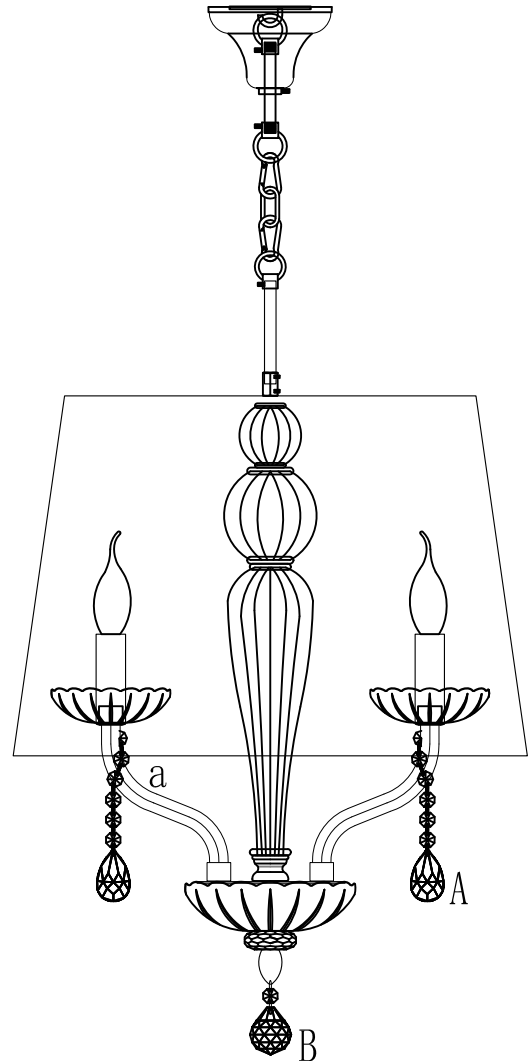
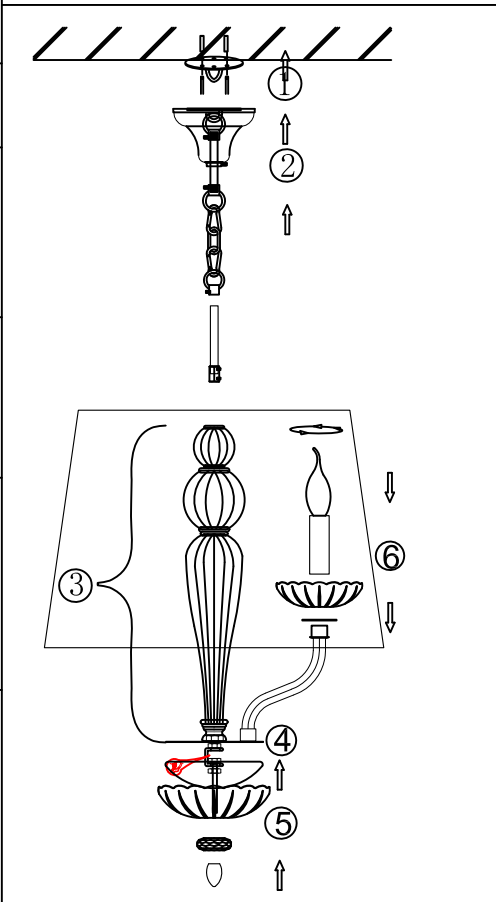
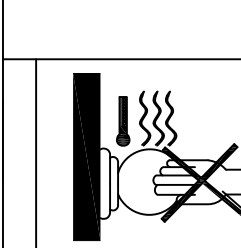
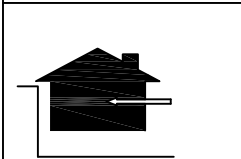
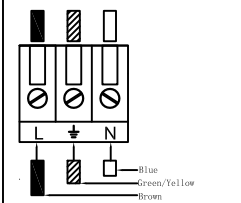
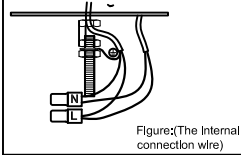
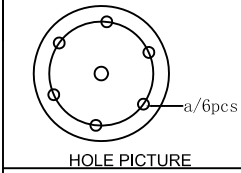
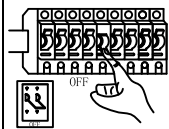




INSTALLATION INSTRUCTION

ODEON LIGHT COLLECTION CLASSIC.4195/6



NO	A	B
PCS	6	1



Installation instruction for this item:

1. Remove the cover and put the lamp on a clean place, then install the lamp;
2. The lamp is limited to used 40W bulb;
3. Fix the lamp body on the wall with the wooden screw;

Warning:

1. Turn off the main power at the circuit breaker before installing the lamp in order to prevent possible shock;
2. Please wear gloves when installing the lamp;
3. Don't exceed the rated voltage 230V;
4. Don't install on haven't finished wall and loose wood wall;
5. Don't use corrosive liquor to clean it, just as acid liquor and alkaline liquor, please use soft cloth;
6. The lamp is made of glass, installing carefully.