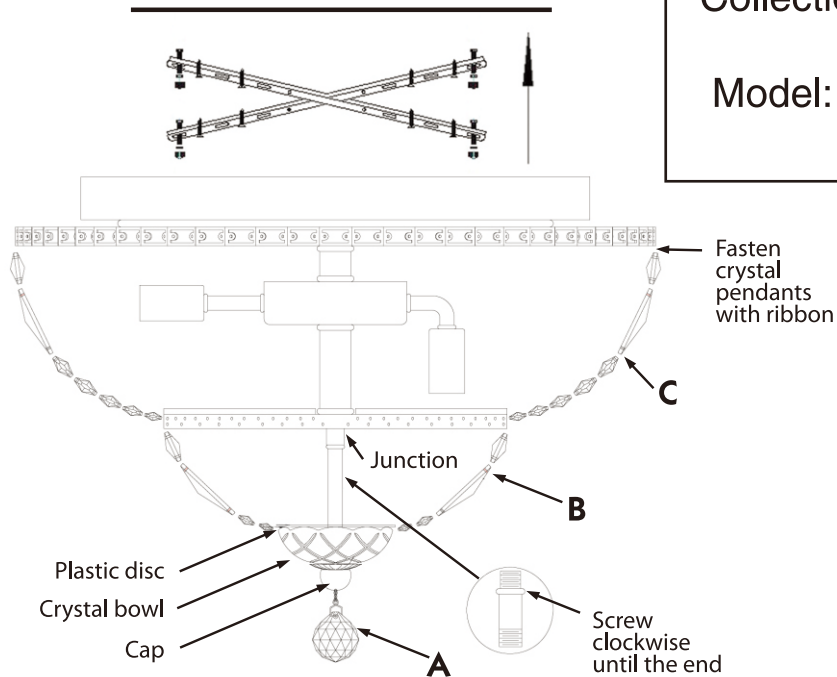
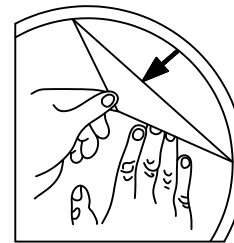


Instruction

Collection: Diamant crystal
 Series: Basfor
 Model: DIA100-CL-12-G
 Pendant lamp



A=1
 B=32
 C=63



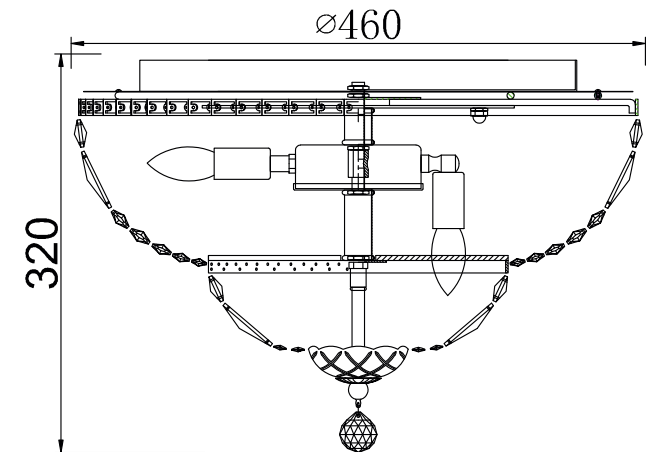
**REMOVE COVER
 BEFORE USING LAMP**

Step by step action:
 Place the chandelier.
 Screw lamps (not included)
 Check the chandelier - light on all lamps
 Place the handset and Hang crystal ball (part A)
 Place crystal pendants (part B)
 Place crystal pendants (part C)

Place the handset firmly fix it.
 Then put in the following sequence:
 - plastic disc
 - crystal bowl
 - cap
 - hang crystal ball (part A)



– Pendant lamp



12 x E14 (60w)

MAYTONI
 DECORATIVE LIGHTING

www.maytoni.de