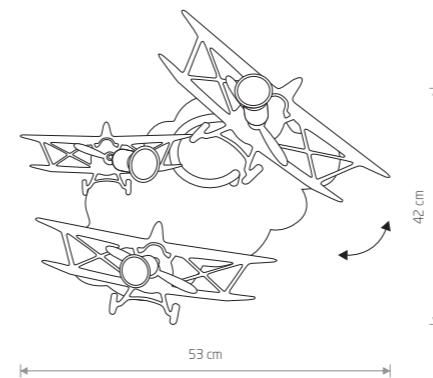


**PUZZLE**

plywood, plastic PA, painted steel

6384 9728

4xGU10, max 15W

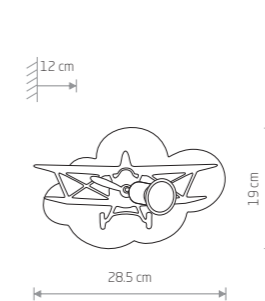


**PLANE**

plywood, flexible stem, painted steel

6904

3xGU10, max 35W

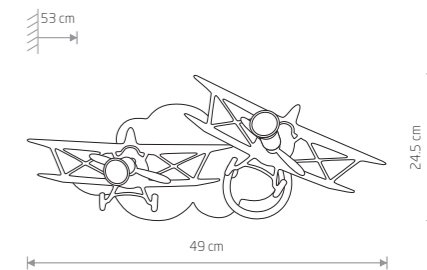


**PLANE**

plywood, painted steel

6902

1xGU10, max 35W



**PLANE**

plywood, flexible stem, painted steel

6903

2xGU10, max 35W