




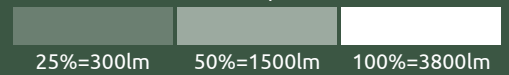
1

2




1

LUMEN / LED



2



# Zumma

|   |          |               |    |        |        |       |        |                |         |
|---|----------|---------------|----|--------|--------|-------|--------|----------------|---------|
| 1 | 67842-60 | incl. LED 60W | A  | 6000lm | 3800lm | 4000K | VPE: 4 | Ø55cm          | ↓120cm  |
| 2 | 67842-36 | incl. LED 36W | A+ | 3600lm | 2700lm | 4000K | VPE: 4 | ↔80,5cm x 18cm | ↓12,5cm |

metal white, acrylic opal white